

Scaled data based on original data using  
LM-79-08 Approved Method: Electrical and Photometric Measurements of Solid-  
State Lighting Products

Test Report Prepared for  
Cooper Lighting Solutions  
(formerly Eaton)

Brand: McGRAW-EDISON

Report Number: P226793

Luminaire Tested: **ISW-AF-600-LED-E1-SL2-7050**

Issue Date: 3/3/2020

**Test Information**

Test Method: LM-79-08  
Report Number: P226793  
TEST IS SCALED FROM IESNA LM-79-08 TEST DATA (P35945)  
Test Lab: INNOVATION CENTER-P3  
Issue Date: 3/3/2020  
Manufacturer: COOPER LIGHTING SOLUTIONS (FORMERLY EATON)  
Product Line: MCGRAW-EDISON  
Catalog Number: ISW-AF-600-LED-E1-SL2-7050  
Description: IMPACT ELITE LED WEDGE LUMINAIRE  
LIGHT SQUARE WITH ACCULED OPTICS-TYPE II W/SPILL CONTROL  
Light Source: (16) 5000K CCT, 70 CRI LEDs  
Ballast/Driver: ELECTRONIC DRIVER

**Summary**

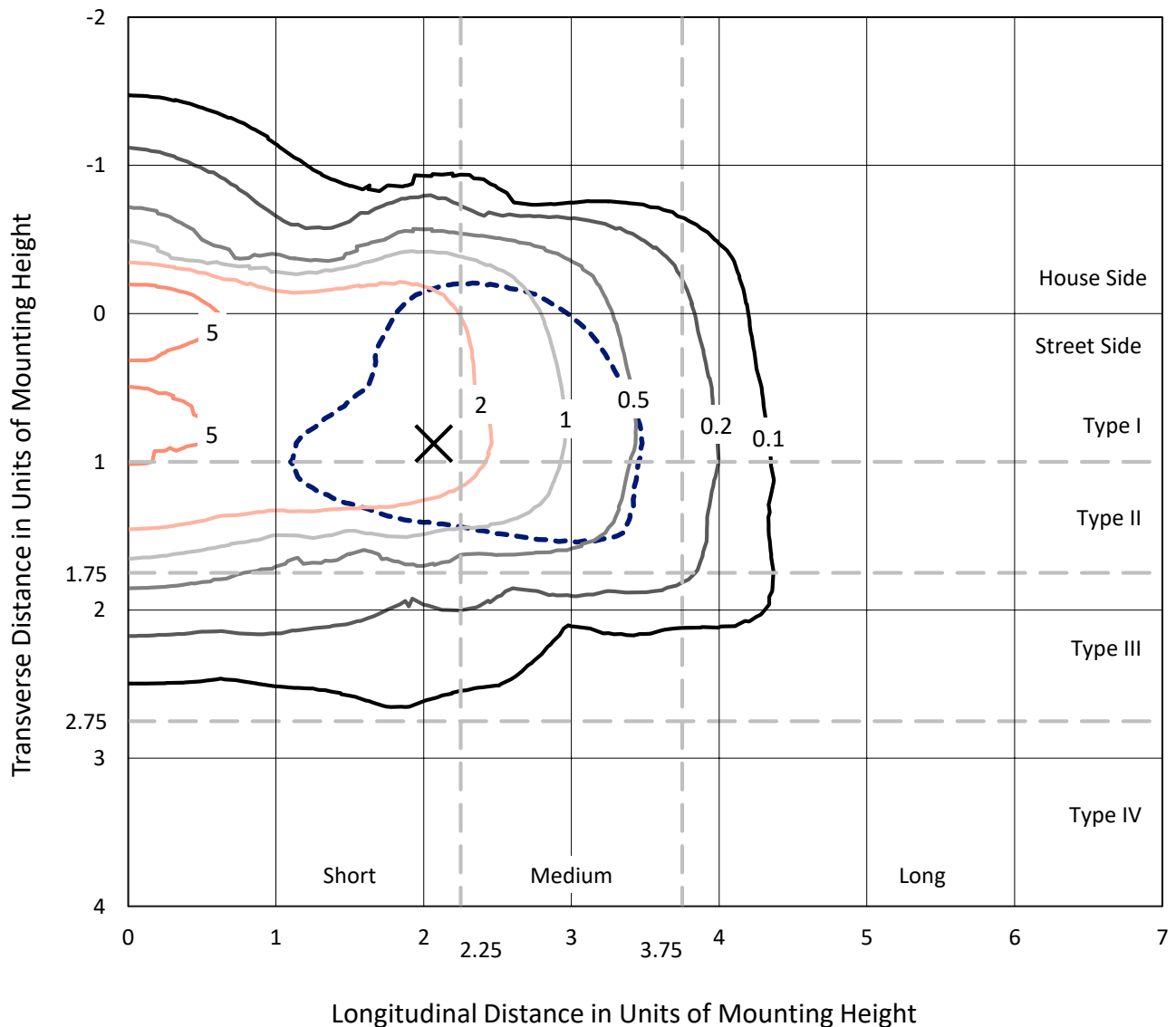
Lumens per Lamp: N/A  
Luminaire Lumens: 3953.1 lumens  
Efficiency: N/A  
Efficacy: 117.3 lumens/watt  
Luminous Opening: Rectangular (W 0.5' x L: 0.5' x H: 0')  
IES Classification: Type II - Short - Semi-Cutoff  
BUG Rating: B1 - U1 - G1  
  
Input Watts (W): 33.7  
Input Voltage (V): 120  
Input Current (Ain): NR  
Voltage Rise (V): NR  
Power Factor: NR  
Total Harmonic Distortion (THDi): NR  
Frequency (hertz): 60  
Stabilization Time: NR  
Operation Time: NR  
Ambient Temperature (°C): NR  
Test Distance: 25 FT



REPORT NUMBER: P226793  
 CATALOG NUMBER: ISW-AF-600-LED-E1-SL2-7050

### Iso-Footcandle Lines of Horizontal Illumination

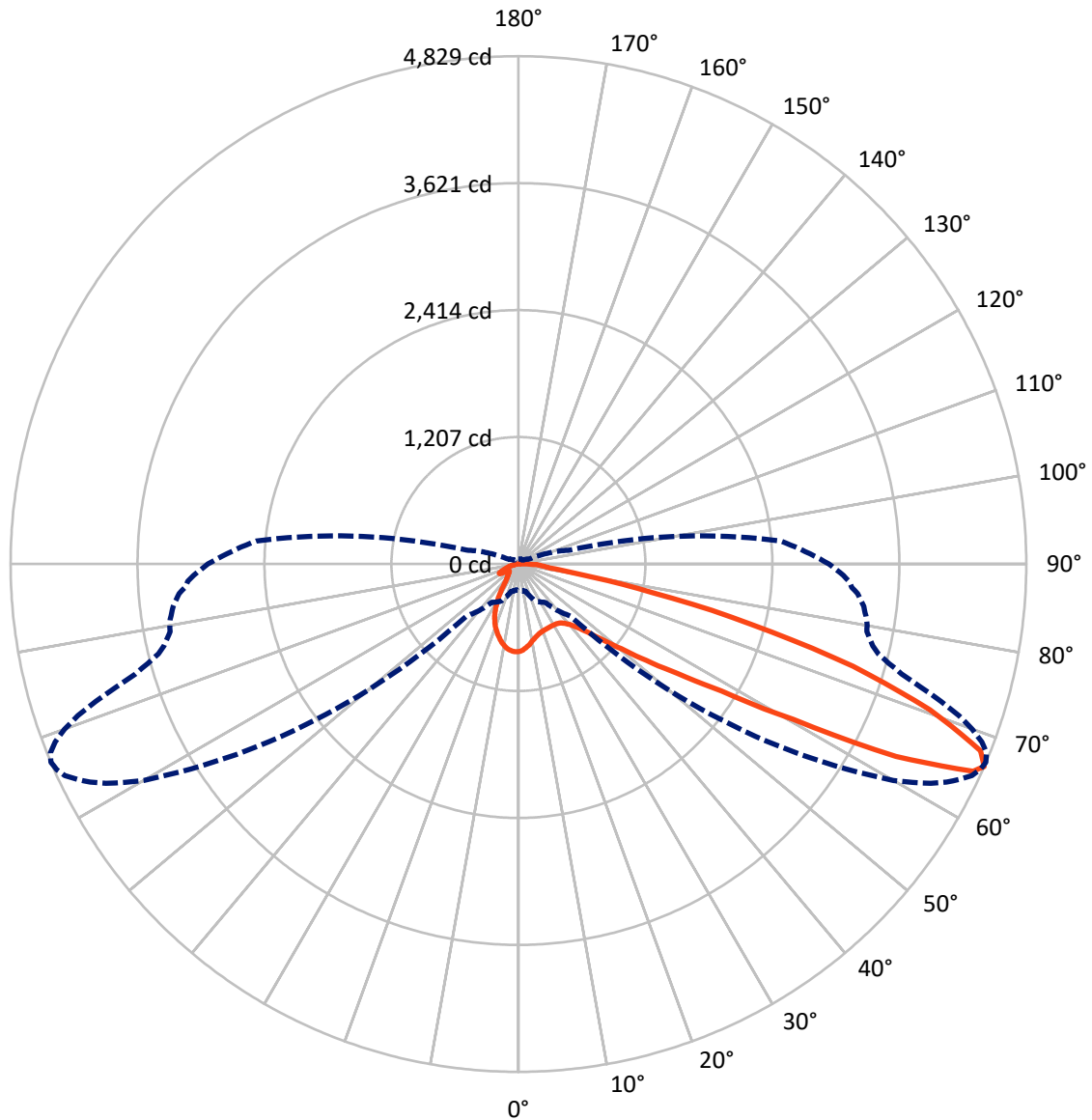
× Max cd  
 - - - 1/2 Max cd



Based on 10 foot mounting height. Maximum calculated value = 8.3 fc  
 Type II - Short - Semi-Cutoff

REPORT NUMBER: P226793  
CATALOG NUMBER: ISW-AF-600-LED-E1-SL2-7050

### Luminous Intensity Polar Plot



— Vertical Plane Through 67-Deg Lateral    - - - Horizontal Cone Through 66-Deg Vertical

REPORT NUMBER: P226793

CATALOG NUMBER: ISW-AF-600-LED-E1-SL2-7050

**FLUX DISTRIBUTION:**

		Downward	Upward	Total
<b>House Side</b>	Lumens	729.9	0.3	730.2
	% Fixture	18.5	0.0	18.5
<b>Street Side</b>	Lumens	3221.7	1.1	3222.9
	% Fixture	81.5	0.0	81.5
<b>Total</b>	Lumens	3951.6	1.4	3953.1
	% Fixture	100.0	0.0	100.0

**Coefficient of Utilization**

**ZONAL LUMENS:**

Zone	Lumens	% Fixture
0°-10°	72.1	1.8
10°-20°	171.8	4.3
20°-30°	235.5	6.0
30°-40°	336.4	8.5
40°-50°	545.5	13.8
50°-60°	864.3	21.9
60°-70°	1095.3	27.7
70°-80°	544.5	13.8
80°-90°	86.3	2.2
90°-100°	1.4	0.0
100°-110°	0.0	0.0
110°-120°	0.0	0.0
120°-130°	0.0	0.0
130°-140°	0.0	0.0
140°-150°	0.0	0.0
150°-160°	0.0	0.0
160°-170°	0.0	0.0
170°-180°	0.0	0.0
0°-90°	3951.6	100.0
0°-180°	3953.1	100.0



REPORT NUMBER: P226793

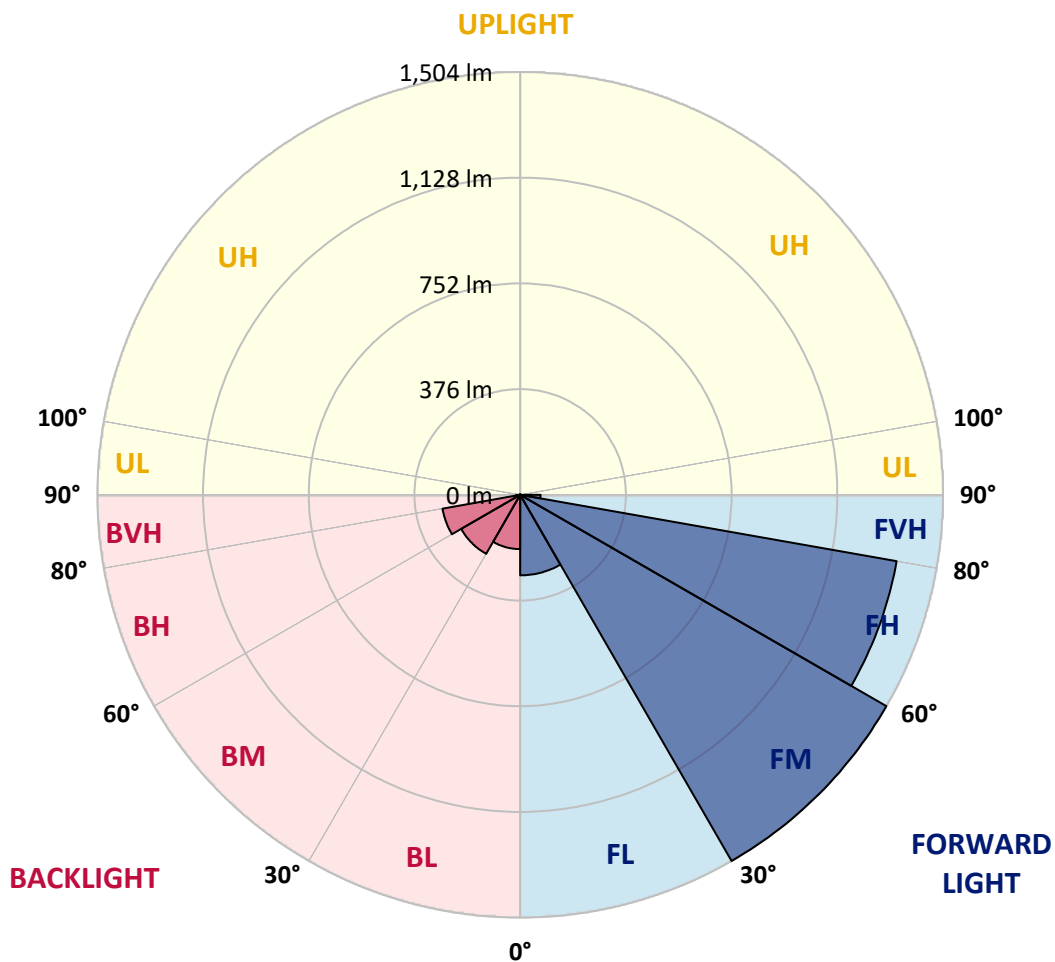
CATALOG NUMBER: ISW-AF-600-LED-E1-SL2-7050

**LUMINAIRE CLASSIFICATION SYSTEM LUMEN TABLE AND BUG RATING:**

Zone		Lumens	% Fixture	Zone Rating/Lumen Limit		
				B	U	G
FL	(0°-30°)	286.4	7.2			
FM	(30°-60°)	1503.8	38.0			
FH	(60°-80°)	1359.2	34.4			G1/1800
FVH	(80°-90°)	72.3	1.8			G1/100
BL	(0°-30°)	193.0	4.9	B1/500		
BM	(30°-60°)	242.5	6.1	B1/1000		
BH	(60°-80°)	280.5	7.1	B1/500		G1/500
BVH	(80°-90°)	13.9	0.4			G1/100
UL	(90°-100°)	1.4	0.0		U1/10	
UH	(100°-180°)	0.3	0.0		U1/10	

**BUG Rating: B1-U1-G1**

Type II Short





REPORT NUMBER: P226793

CATALOG NUMBER: ISW-AF-600-LED-E1-SL2-7050

**CANDELA DISTRIBUTION (FULL):**

	0°	5°	15°	25°	35°	45°	55°	60°	61°	62°	63°
0°	832.1	832.1	832.1	832.1	832.1	832.1	832.1	832.1	832.1	832.1	832.1
2.5°	773.3	775.1	785.2	790.5	798.2	800.6	809.5	813.1	816.0	815.4	815.4
5°	703.8	709.1	713.9	724.6	735.9	749.5	766.7	779.8	782.2	785.2	786.9
7.5°	650.9	654.5	662.8	670.5	684.8	703.8	728.1	744.8	748.3	749.5	753.7
10°	613.5	615.9	623.0	633.1	649.7	668.2	693.7	710.9	716.3	718.6	722.2
12.5°	584.4	588.0	594.5	605.2	623.0	642.0	668.7	686.0	689.5	692.5	697.8
15°	566.0	568.4	574.3	586.2	602.2	621.2	647.4	668.2	670.5	673.5	678.2
17.5°	562.4	564.2	567.8	576.7	589.2	607.6	634.3	651.5	655.7	659.8	664.6
20°	576.7	577.9	579.1	580.3	587.4	599.3	625.4	643.8	647.4	650.9	656.9
22.5°	607.6	609.4	606.4	602.2	596.9	599.3	621.2	640.2	642.6	646.2	650.9
25°	661.0	659.2	650.3	643.8	624.8	609.4	622.4	638.5	641.4	645.0	650.3
27.5°	724.0	721.6	716.3	698.4	667.0	635.5	629.5	641.4	643.2	646.2	650.9
30°	791.7	792.3	787.5	767.9	727.5	674.7	645.6	648.6	649.7	652.1	655.1
32.5°	852.9	861.8	861.2	860.0	802.4	727.5	676.5	664.6	662.8	664.6	665.8
35°	923.5	925.3	941.9	950.3	903.3	804.7	721.6	695.5	688.3	688.9	687.7
37.5°	999.6	1001.9	1030.4	1044.7	1008.5	892.6	781.6	741.2	734.7	728.1	723.4
40°	1110.0	1119.5	1134.4	1150.4	1132.6	1010.8	860.6	805.9	789.3	788.1	778.6
42.5°	1275.1	1272.2	1265.0	1278.1	1256.7	1143.3	956.2	897.4	884.9	868.3	855.2
45°	1437.3	1443.8	1412.9	1418.9	1420.0	1296.5	1094.6	1012.0	1005.5	985.9	971.6
47.5°	1546.5	1539.4	1497.8	1528.1	1602.4	1475.3	1254.9	1168.2	1154.6	1144.5	1135.6
50°	1552.5	1546.5	1519.8	1573.3	1731.8	1793.0	1478.2	1377.3	1357.7	1339.9	1334.5
52.5°	1407.6	1399.3	1408.2	1516.8	1778.8	2059.1	1793.6	1636.8	1620.8	1605.9	1585.1
55°	1149.2	1158.7	1200.9	1357.1	1706.9	2248.0	2414.2	2037.7	1968.8	1968.2	1917.1
57.5°	858.2	848.7	880.2	1026.9	1525.2	2315.1	2984.4	2891.2	2737.3	2633.4	2508.1
60°	579.1	581.4	610.5	686.0	1061.3	2242.0	3366.3	3691.2	3637.1	3615.1	3581.3
62.5°	401.5	405.0	431.8	502.4	620.6	1803.7	3477.9	4139.6	4236.4	4316.5	4296.9
65°	280.9	281.5	308.2	417.5	465.0	926.5	3231.5	4199.0	4343.3	4481.1	4604.6
66°	247.7	248.3	270.2	388.4	446.0	699.0	3017.7	4116.4	4280.9	4441.3	4569.0
67.5°	212.0	215.6	232.8	330.2	427.6	539.3	2492.6	3869.9	4042.2	4218.6	4387.2
70°	145.5	146.7	162.1	267.9	400.3	473.3	1420.6	3021.2	3259.4	3569.4	3748.8
72.5°	103.9	102.7	104.5	165.7	411.0	470.4	746.5	1988.4	2321.6	2593.6	2787.8
75°	92.7	89.7	82.0	102.7	299.9	513.7	500.1	1170.6	1424.2	1671.9	1870.8
77.5°	82.6	77.8	73.6	79.0	148.5	484.0	449.0	670.5	800.0	984.7	1137.9
80°	63.0	60.0	62.4	68.3	89.1	445.4	446.0	446.0	481.1	541.6	602.2
82.5°	41.6	38.0	43.4	56.4	67.1	335.6	460.9	393.8	387.2	384.9	389.0
85°	26.1	22.6	30.3	42.2	51.7	175.2	472.8	415.7	385.4	356.3	327.2
87.5°	9.5	10.7	15.4	24.4	33.9	76.0	414.6	366.4	345.7	309.4	275.6
90°	2.4	1.8	3.0	7.1	7.7	14.3	63.5	101.6	60.6	30.3	24.4
92.5°	0.0	0.0	0.0	0.0	0.0	0.0	0.0	0.0	0.0	0.0	0.0
95°	0.0	0.0	0.0	0.0	0.0	0.0	0.0	0.0	0.0	0.0	0.0
97.5°	0.0	0.0	0.0	0.0	0.0	0.0	0.0	0.0	0.0	0.0	0.0
100°	0.0	0.0	0.0	0.0	0.0	0.0	0.0	0.0	0.0	0.0	0.0
102.5°	0.0	0.0	0.0	0.0	0.0	0.0	0.0	0.0	0.0	0.0	0.0
105°	0.0	0.0	0.0	0.0	0.0	0.0	0.0	0.0	0.0	0.0	0.0
107.5°	0.0	0.0	0.0	0.0	0.0	0.0	0.0	0.0	0.0	0.0	0.0



REPORT NUMBER: P226793  
 CATALOG NUMBER: ISW-AF-600-LED-E1-SL2-7050

**CANDELA DISTRIBUTION (continued):**

	0°	5°	15°	25°	35°	45°	55°	60°	61°	62°	63°
110°	0.0	0.0	0.0	0.0	0.0	0.0	0.0	0.0	0.0	0.0	0.0
112.5°	0.0	0.0	0.0	0.0	0.0	0.0	0.0	0.0	0.0	0.0	0.0
115°	0.0	0.0	0.0	0.0	0.0	0.0	0.0	0.0	0.0	0.0	0.0
117.5°	0.0	0.0	0.0	0.0	0.0	0.0	0.0	0.0	0.0	0.0	0.0
120°	0.0	0.0	0.0	0.0	0.0	0.0	0.0	0.0	0.0	0.0	0.0
122.5°	0.0	0.0	0.0	0.0	0.0	0.0	0.0	0.0	0.0	0.0	0.0
125°	0.0	0.0	0.0	0.0	0.0	0.0	0.0	0.0	0.0	0.0	0.0
127.5°	0.0	0.0	0.0	0.0	0.0	0.0	0.0	0.0	0.0	0.0	0.0
130°	0.0	0.0	0.0	0.0	0.0	0.0	0.0	0.0	0.0	0.0	0.0
132.5°	0.0	0.0	0.0	0.0	0.0	0.0	0.0	0.0	0.0	0.0	0.0
135°	0.0	0.0	0.0	0.0	0.0	0.0	0.0	0.0	0.0	0.0	0.0
137.5°	0.0	0.0	0.0	0.0	0.0	0.0	0.0	0.0	0.0	0.0	0.0
140°	0.0	0.0	0.0	0.0	0.0	0.0	0.0	0.0	0.0	0.0	0.0
142.5°	0.0	0.0	0.0	0.0	0.0	0.0	0.0	0.0	0.0	0.0	0.0
145°	0.0	0.0	0.0	0.0	0.0	0.0	0.0	0.0	0.0	0.0	0.0
147.5°	0.0	0.0	0.0	0.0	0.0	0.0	0.0	0.0	0.0	0.0	0.0
150°	0.0	0.0	0.0	0.0	0.0	0.0	0.0	0.0	0.0	0.0	0.0
152.5°	0.0	0.0	0.0	0.0	0.0	0.0	0.0	0.0	0.0	0.0	0.0
155°	0.0	0.0	0.0	0.0	0.0	0.0	0.0	0.0	0.0	0.0	0.0
157.5°	0.0	0.0	0.0	0.0	0.0	0.0	0.0	0.0	0.0	0.0	0.0
160°	0.0	0.0	0.0	0.0	0.0	0.0	0.0	0.0	0.0	0.0	0.0
162.5°	0.0	0.0	0.0	0.0	0.0	0.0	0.0	0.0	0.0	0.0	0.0
165°	0.0	0.0	0.0	0.0	0.0	0.0	0.0	0.0	0.0	0.0	0.0
167.5°	0.0	0.0	0.0	0.0	0.0	0.0	0.0	0.0	0.0	0.0	0.0
170°	0.0	0.0	0.0	0.0	0.0	0.0	0.0	0.0	0.0	0.0	0.0
172.5°	0.0	0.0	0.0	0.0	0.0	0.0	0.0	0.0	0.0	0.0	0.0
175°	0.0	0.0	0.0	0.0	0.0	0.0	0.0	0.0	0.0	0.0	0.0
177.5°	0.0	0.0	0.0	0.0	0.0	0.0	0.0	0.0	0.0	0.0	0.0
180°	0.0	0.0	0.0	0.0	0.0	0.0	0.0	0.0	0.0	0.0	0.0





REPORT NUMBER: P226793

CATALOG NUMBER: ISW-AF-600-LED-E1-SL2-7050

**CANDELA DISTRIBUTION (continued):**

	64°	65°	66°	67°	68°	69°	70°	71°	72°	73°	74°
0°	832.1	832.1	832.1	832.1	832.1	832.1	832.1	832.1	832.1	832.1	832.1
2.5°	816.0	819.0	820.2	819.0	819.6	823.2	822.0	823.8	823.8	824.9	824.9
5°	789.3	791.7	796.4	795.8	800.6	802.4	804.2	806.5	809.5	811.3	814.8
7.5°	757.8	762.6	766.7	769.1	772.1	778.0	779.8	785.2	789.9	794.7	798.2
10°	727.5	734.1	738.8	740.6	747.1	750.1	756.6	760.8	766.7	772.7	778.0
12.5°	702.0	707.9	710.3	716.3	722.2	728.1	731.1	738.8	744.8	752.5	759.6
15°	683.0	688.9	693.7	697.8	703.8	709.7	714.5	722.2	729.3	737.0	743.6
17.5°	671.1	674.7	680.6	684.2	691.3	698.4	703.8	712.7	720.4	726.9	735.9
20°	662.2	666.4	671.7	677.1	683.6	692.5	697.3	706.8	715.1	722.8	731.1
22.5°	657.5	661.6	667.0	672.3	679.4	686.6	694.3	702.6	711.5	719.8	728.1
25°	655.7	659.2	664.0	669.3	677.1	684.8	691.3	700.8	708.5	717.4	727.5
27.5°	656.3	658.6	664.0	668.7	676.5	683.6	690.1	699.6	708.5	716.9	726.9
30°	658.6	660.4	665.8	669.9	676.5	683.6	689.5	699.6	707.3	716.3	726.9
32.5°	667.0	669.3	671.7	674.7	680.6	686.0	693.1	702.0	709.1	718.0	726.9
35°	686.6	684.8	686.6	687.7	691.9	697.3	702.6	710.3	716.9	724.6	734.1
37.5°	717.4	713.9	715.1	714.5	714.5	718.0	723.4	728.7	734.1	741.8	751.3
40°	774.5	765.6	763.2	756.6	754.9	757.8	761.4	762.0	768.5	778.6	782.8
42.5°	848.1	836.2	838.0	827.3	824.3	820.8	825.5	822.6	826.7	833.3	842.2
45°	964.5	953.2	941.3	924.1	927.7	914.6	911.1	912.2	911.7	914.0	924.7
47.5°	1103.5	1088.6	1080.9	1074.4	1061.9	1054.2	1044.1	1029.2	1032.8	1037.6	1047.1
50°	1306.6	1301.9	1287.0	1265.6	1262.7	1251.4	1248.4	1235.3	1230.6	1230.0	1229.4
52.5°	1578.0	1547.1	1541.2	1521.0	1505.6	1494.9	1491.3	1472.9	1454.5	1465.2	1464.0
55°	1908.8	1883.3	1850.6	1832.8	1820.3	1794.8	1788.3	1765.1	1754.4	1748.5	1733.6
57.5°	2464.7	2375.1	2307.9	2274.7	2227.8	2180.2	2163.6	2116.1	2079.3	2053.2	2054.9
60°	3434.0	3274.2	3086.0	3001.6	2806.2	2777.7	2643.5	2610.8	2530.1	2476.6	2445.7
62.5°	4283.3	4239.9	4149.7	4026.7	3830.7	3605.0	3503.5	3301.6	3143.6	3074.7	2979.1
65°	4688.9	4750.1	4775.0	4751.9	4673.5	4535.7	4414.5	4217.4	3952.5	3802.8	3616.9
66°	4668.1	4759.0	4804.7	4828.5	4800.0	4718.6	4591.5	4429.4	4224.5	3996.4	3788.0
67.5°	4516.1	4604.6	4668.1	4740.6	4740.6	4715.1	4663.4	4555.3	4410.4	4211.4	4024.3
70°	3894.9	4014.8	4127.1	4149.1	4210.8	4191.8	4232.8	4163.9	4129.5	4046.3	3945.9
72.5°	3034.3	3134.7	3230.9	3327.1	3311.1	3290.3	3286.1	3300.4	3230.3	3255.2	3229.1
75°	2018.1	2190.9	2289.5	2280.0	2286.6	2291.9	2248.0	2150.0	2226.0	2129.8	2161.8
77.5°	1226.4	1306.6	1333.3	1303.6	1265.0	1215.1	1135.0	1088.0	1020.9	1026.3	981.7
80°	643.2	653.3	631.9	571.9	539.3	509.6	418.1	377.1	339.1	324.9	292.8
82.5°	368.8	344.5	318.3	298.1	259.5	233.4	197.8	175.2	150.9	129.5	121.8
85°	298.7	266.1	241.7	219.2	193.0	169.9	140.2	117.0	99.2	86.1	83.1
87.5°	246.5	223.9	199.0	177.6	152.0	128.3	99.2	77.2	61.2	49.3	45.7
90°	22.0	29.7	21.4	11.9	17.8	9.5	5.3	5.9	4.8	4.8	5.3
92.5°	0.0	0.0	0.0	0.0	0.0	0.0	0.0	0.0	0.0	0.0	0.0
95°	0.0	0.0	0.0	0.0	0.0	0.0	0.0	0.0	0.0	0.0	0.0
97.5°	0.0	0.0	0.0	0.0	0.0	0.0	0.0	0.0	0.0	0.0	0.0
100°	0.0	0.0	0.0	0.0	0.0	0.0	0.0	0.0	0.0	0.0	0.0
102.5°	0.0	0.0	0.0	0.0	0.0	0.0	0.0	0.0	0.0	0.0	0.0
105°	0.0	0.0	0.0	0.0	0.0	0.0	0.0	0.0	0.0	0.0	0.0
107.5°	0.0	0.0	0.0	0.0	0.0	0.0	0.0	0.0	0.0	0.0	0.0



REPORT NUMBER: P226793

CATALOG NUMBER: ISW-AF-600-LED-E1-SL2-7050

**CANDELA DISTRIBUTION (continued):**

	64°	65°	66°	67°	68°	69°	70°	71°	72°	73°	74°
110°	0.0	0.0	0.0	0.0	0.0	0.0	0.0	0.0	0.0	0.0	0.0
112.5°	0.0	0.0	0.0	0.0	0.0	0.0	0.0	0.0	0.0	0.0	0.0
115°	0.0	0.0	0.0	0.0	0.0	0.0	0.0	0.0	0.0	0.0	0.0
117.5°	0.0	0.0	0.0	0.0	0.0	0.0	0.0	0.0	0.0	0.0	0.0
120°	0.0	0.0	0.0	0.0	0.0	0.0	0.0	0.0	0.0	0.0	0.0
122.5°	0.0	0.0	0.0	0.0	0.0	0.0	0.0	0.0	0.0	0.0	0.0
125°	0.0	0.0	0.0	0.0	0.0	0.0	0.0	0.0	0.0	0.0	0.0
127.5°	0.0	0.0	0.0	0.0	0.0	0.0	0.0	0.0	0.0	0.0	0.0
130°	0.0	0.0	0.0	0.0	0.0	0.0	0.0	0.0	0.0	0.0	0.0
132.5°	0.0	0.0	0.0	0.0	0.0	0.0	0.0	0.0	0.0	0.0	0.0
135°	0.0	0.0	0.0	0.0	0.0	0.0	0.0	0.0	0.0	0.0	0.0
137.5°	0.0	0.0	0.0	0.0	0.0	0.0	0.0	0.0	0.0	0.0	0.0
140°	0.0	0.0	0.0	0.0	0.0	0.0	0.0	0.0	0.0	0.0	0.0
142.5°	0.0	0.0	0.0	0.0	0.0	0.0	0.0	0.0	0.0	0.0	0.0
145°	0.0	0.0	0.0	0.0	0.0	0.0	0.0	0.0	0.0	0.0	0.0
147.5°	0.0	0.0	0.0	0.0	0.0	0.0	0.0	0.0	0.0	0.0	0.0
150°	0.0	0.0	0.0	0.0	0.0	0.0	0.0	0.0	0.0	0.0	0.0
152.5°	0.0	0.0	0.0	0.0	0.0	0.0	0.0	0.0	0.0	0.0	0.0
155°	0.0	0.0	0.0	0.0	0.0	0.0	0.0	0.0	0.0	0.0	0.0
157.5°	0.0	0.0	0.0	0.0	0.0	0.0	0.0	0.0	0.0	0.0	0.0
160°	0.0	0.0	0.0	0.0	0.0	0.0	0.0	0.0	0.0	0.0	0.0
162.5°	0.0	0.0	0.0	0.0	0.0	0.0	0.0	0.0	0.0	0.0	0.0
165°	0.0	0.0	0.0	0.0	0.0	0.0	0.0	0.0	0.0	0.0	0.0
167.5°	0.0	0.0	0.0	0.0	0.0	0.0	0.0	0.0	0.0	0.0	0.0
170°	0.0	0.0	0.0	0.0	0.0	0.0	0.0	0.0	0.0	0.0	0.0
172.5°	0.0	0.0	0.0	0.0	0.0	0.0	0.0	0.0	0.0	0.0	0.0
175°	0.0	0.0	0.0	0.0	0.0	0.0	0.0	0.0	0.0	0.0	0.0
177.5°	0.0	0.0	0.0	0.0	0.0	0.0	0.0	0.0	0.0	0.0	0.0
180°	0.0	0.0	0.0	0.0	0.0	0.0	0.0	0.0	0.0	0.0	0.0



REPORT NUMBER: P226793

CATALOG NUMBER: ISW-AF-600-LED-E1-SL2-7050

**CANDELA DISTRIBUTION (continued):**

	75°	76°	77°	78°	79°	80°	81°	82°	83°	84°	85°
0°	832.1	832.1	832.1	832.1	832.1	832.1	832.1	832.1	832.1	832.1	832.1
2.5°	826.7	826.7	827.9	829.1	829.7	829.7	829.7	830.9	831.5	829.7	831.5
5°	816.6	819.6	822.0	823.8	824.3	826.1	827.9	829.1	830.9	830.9	832.1
7.5°	803.0	808.3	811.3	814.3	817.2	820.2	823.8	826.1	827.3	829.7	831.5
10°	785.7	792.3	798.2	803.0	807.1	813.1	817.8	821.4	826.7	827.3	831.5
12.5°	767.3	776.8	781.6	790.5	796.4	805.3	810.1	815.4	821.4	824.3	829.1
15°	754.3	762.6	771.5	779.8	789.3	800.0	805.9	813.1	821.4	827.9	833.9
17.5°	744.2	755.5	765.6	776.2	788.1	799.4	808.3	816.0	826.7	830.3	836.2
20°	741.2	753.7	763.8	775.1	787.5	802.4	813.1	821.4	832.1	838.0	843.4
22.5°	740.0	751.9	763.8	777.4	791.1	806.5	817.8	828.5	839.2	844.5	848.7
25°	738.8	751.3	764.4	779.8	794.7	810.7	823.8	833.9	843.9	849.3	852.9
27.5°	738.8	751.9	766.1	781.6	797.6	815.4	827.9	837.4	846.3	851.1	852.3
30°	738.2	751.9	765.6	782.8	800.0	818.4	832.1	841.0	848.7	851.7	850.5
32.5°	739.4	753.7	768.5	785.7	803.6	821.4	835.6	845.7	849.9	849.3	848.7
35°	745.4	758.4	775.6	792.9	811.3	827.9	841.6	848.7	852.3	851.1	848.1
37.5°	761.4	774.5	791.7	810.7	824.9	843.9	856.4	861.8	862.4	858.8	851.7
40°	794.7	807.7	823.2	843.9	861.2	874.2	886.1	892.1	888.5	882.0	874.2
42.5°	847.5	864.1	882.6	899.2	919.4	937.2	940.2	943.7	937.8	925.3	915.8
45°	932.4	942.5	966.3	978.8	1004.9	1013.8	1020.3	1022.1	1009.1	999.0	982.3
47.5°	1054.8	1074.4	1091.0	1102.9	1121.9	1133.8	1146.8	1140.9	1130.8	1113.6	1091.6
50°	1247.2	1259.7	1281.1	1302.4	1322.6	1331.0	1331.0	1325.0	1318.5	1285.2	1258.5
52.5°	1483.6	1484.8	1515.7	1541.2	1558.4	1546.0	1560.8	1546.0	1541.8	1518.6	1496.7
55°	1757.4	1746.1	1783.5	1806.1	1821.5	1836.4	1833.4	1831.6	1816.2	1790.0	1763.3
57.5°	2017.5	2050.2	2068.0	2101.3	2109.0	2119.1	2114.9	2109.0	2100.1	2085.2	2073.3
60°	2392.9	2414.8	2430.9	2437.4	2459.4	2462.4	2477.2	2452.9	2458.8	2441.6	2404.2
62.5°	2903.6	2879.9	2892.3	2892.3	2885.8	2862.7	2875.1	2884.6	2868.6	2854.3	2848.4
65°	3475.6	3399.0	3325.3	3312.8	3279.0	3271.3	3261.8	3238.0	3227.9	3203.0	3182.8
66°	3646.6	3527.8	3458.3	3415.6	3374.6	3365.7	3352.6	3327.7	3307.5	3272.5	3238.6
67.5°	3838.4	3685.2	3580.7	3520.1	3469.6	3436.4	3410.2	3374.6	3342.5	3290.3	3236.2
70°	3826.0	3699.5	3573.6	3481.5	3405.5	3337.2	3296.8	3220.2	3154.9	3080.0	3018.3
72.5°	3214.8	3192.3	3119.2	3067.6	2974.3	2938.1	2831.2	2782.5	2692.2	2595.4	2565.7
75°	2234.9	2146.4	2109.0	2088.2	2047.2	1934.4	1860.7	1876.8	1771.0	1676.6	1622.6
77.5°	977.0	994.8	891.5	845.1	809.5	748.3	691.3	652.1	629.5	614.7	547.6
80°	270.2	235.8	232.8	216.2	212.6	189.5	192.4	175.8	164.5	162.1	156.8
82.5°	118.2	115.8	112.2	110.5	108.7	106.3	103.3	102.7	99.2	96.2	96.8
85°	78.4	77.8	76.0	74.2	71.3	67.1	64.1	61.8	62.4	59.4	58.8
87.5°	45.7	44.5	43.9	41.6	41.0	37.4	38.0	35.0	34.4	33.9	32.1
90°	6.5	7.1	8.9	8.3	5.9	11.3	9.5	8.3	8.9	7.1	7.1
92.5°	0.0	0.0	0.0	0.0	0.0	0.0	0.0	0.0	0.0	0.0	0.0
95°	0.0	0.0	0.0	0.0	0.0	0.0	0.0	0.0	0.0	0.0	0.0
97.5°	0.0	0.0	0.0	0.0	0.0	0.0	0.0	0.0	0.0	0.0	0.0
100°	0.0	0.0	0.0	0.0	0.0	0.0	0.0	0.0	0.0	0.0	0.0
102.5°	0.0	0.0	0.0	0.0	0.0	0.0	0.0	0.0	0.0	0.0	0.0
105°	0.0	0.0	0.0	0.0	0.0	0.0	0.0	0.0	0.0	0.0	0.0
107.5°	0.0	0.0	0.0	0.0	0.0	0.0	0.0	0.0	0.0	0.0	0.0



REPORT NUMBER: P226793  
 CATALOG NUMBER: ISW-AF-600-LED-E1-SL2-7050

REPORT N  
 CATALOG

**CANDELA DISTRIBUTION (continued):**

**CANDELA**

	75°	76°	77°	78°	79°	80°	81°	82°	83°	84°	85°	
110°	0.0	0.0	0.0	0.0	0.0	0.0	0.0	0.0	0.0	0.0	0.0	0°
112.5°	0.0	0.0	0.0	0.0	0.0	0.0	0.0	0.0	0.0	0.0	0.0	2.5°
115°	0.0	0.0	0.0	0.0	0.0	0.0	0.0	0.0	0.0	0.0	0.0	5°
117.5°	0.0	0.0	0.0	0.0	0.0	0.0	0.0	0.0	0.0	0.0	0.0	7.5°
120°	0.0	0.0	0.0	0.0	0.0	0.0	0.0	0.0	0.0	0.0	0.0	10°
122.5°	0.0	0.0	0.0	0.0	0.0	0.0	0.0	0.0	0.0	0.0	0.0	12.5°
125°	0.0	0.0	0.0	0.0	0.0	0.0	0.0	0.0	0.0	0.0	0.0	15°
127.5°	0.0	0.0	0.0	0.0	0.0	0.0	0.0	0.0	0.0	0.0	0.0	17.5°
130°	0.0	0.0	0.0	0.0	0.0	0.0	0.0	0.0	0.0	0.0	0.0	20°
132.5°	0.0	0.0	0.0	0.0	0.0	0.0	0.0	0.0	0.0	0.0	0.0	22.5°
135°	0.0	0.0	0.0	0.0	0.0	0.0	0.0	0.0	0.0	0.0	0.0	25°
137.5°	0.0	0.0	0.0	0.0	0.0	0.0	0.0	0.0	0.0	0.0	0.0	27.5°
140°	0.0	0.0	0.0	0.0	0.0	0.0	0.0	0.0	0.0	0.0	0.0	30°
142.5°	0.0	0.0	0.0	0.0	0.0	0.0	0.0	0.0	0.0	0.0	0.0	32.5°
145°	0.0	0.0	0.0	0.0	0.0	0.0	0.0	0.0	0.0	0.0	0.0	35°
147.5°	0.0	0.0	0.0	0.0	0.0	0.0	0.0	0.0	0.0	0.0	0.0	37.5°
150°	0.0	0.0	0.0	0.0	0.0	0.0	0.0	0.0	0.0	0.0	0.0	40°
152.5°	0.0	0.0	0.0	0.0	0.0	0.0	0.0	0.0	0.0	0.0	0.0	42.5°
155°	0.0	0.0	0.0	0.0	0.0	0.0	0.0	0.0	0.0	0.0	0.0	45°
157.5°	0.0	0.0	0.0	0.0	0.0	0.0	0.0	0.0	0.0	0.0	0.0	47.5°
160°	0.0	0.0	0.0	0.0	0.0	0.0	0.0	0.0	0.0	0.0	0.0	50°
162.5°	0.0	0.0	0.0	0.0	0.0	0.0	0.0	0.0	0.0	0.0	0.0	52.5°
165°	0.0	0.0	0.0	0.0	0.0	0.0	0.0	0.0	0.0	0.0	0.0	55°
167.5°	0.0	0.0	0.0	0.0	0.0	0.0	0.0	0.0	0.0	0.0	0.0	57.5°
170°	0.0	0.0	0.0	0.0	0.0	0.0	0.0	0.0	0.0	0.0	0.0	60°
172.5°	0.0	0.0	0.0	0.0	0.0	0.0	0.0	0.0	0.0	0.0	0.0	62.5°
175°	0.0	0.0	0.0	0.0	0.0	0.0	0.0	0.0	0.0	0.0	0.0	65°
177.5°	0.0	0.0	0.0	0.0	0.0	0.0	0.0	0.0	0.0	0.0	0.0	66°
180°	0.0	0.0	0.0	0.0	0.0	0.0	0.0	0.0	0.0	0.0	0.0	67.5°
												70°
												72.5°
												75°
												77.5°
												80°
												82.5°
												85°
												87.5°
												90°
												92.5°
												95°
												97.5°
												100°
												102.5°
												105°
												107.5°



NUMBER: P226793  
 NUMBER: ISW-AF-600-LED-E1-SL2-7050

REPORT NUMBER: P  
 CATALOG NUMBER:

<b>DISTRIBUTION (continued):</b>											<b>CANDELA DISTRIBUTION</b>	
86°	87°	88°	89°	90°	95°	105°	115°	125°	135°	145°		86°
832.1	832.1	832.1	832.1	832.1	832.1	832.1	832.1	832.1	832.1	832.1	110°	0.0
833.3	834.4	835.0	834.4	835.6	835.0	835.6	835.0	832.1	831.5	830.9	112.5°	0.0
834.4	836.8	837.4	838.0	836.8	838.0	835.6	826.1	815.4	803.6	794.1	115°	0.0
835.6	838.6	840.4	840.4	841.0	839.8	830.9	810.1	785.2	760.2	741.2	117.5°	0.0
835.0	839.2	841.0	841.6	841.6	839.2	817.8	784.6	746.5	708.5	669.9	120°	0.0
833.3	836.8	839.8	839.8	840.4	832.1	798.8	751.3	697.3	640.2	588.6	122.5°	0.0
836.8	840.4	840.4	840.4	839.8	825.5	778.6	709.7	637.3	560.1	483.4	125°	0.0
842.2	843.9	842.8	842.8	840.4	819.0	756.0	668.7	573.7	471.6	364.7	127.5°	0.0
846.9	848.1	847.5	844.5	841.6	811.9	732.9	625.4	497.7	364.7	258.4	130°	0.0
851.7	852.9	849.9	845.1	841.0	802.4	705.0	570.2	411.6	249.4	171.0	132.5°	0.0
852.3	853.5	848.1	841.6	835.6	788.1	671.1	511.4	317.1	161.5	133.6	135°	0.0
851.7	850.5	841.6	833.3	826.7	770.9	633.7	438.3	211.4	121.8	116.4	137.5°	0.0
847.5	842.2	835.0	825.5	816.0	751.9	596.3	356.9	133.6	105.7	105.7	140°	0.0
841.6	836.2	827.3	814.8	804.2	733.5	553.5	273.8	106.9	97.4	98.6	142.5°	0.0
839.2	833.3	820.2	807.1	793.5	716.9	508.4	184.1	96.2	92.1	92.7	145°	0.0
843.9	833.9	820.8	805.9	789.9	702.6	461.5	128.3	90.9	86.1	87.3	147.5°	0.0
860.0	850.5	835.0	816.0	798.8	694.3	411.6	106.3	85.5	81.4	81.4	150°	0.0
898.6	886.1	865.3	842.8	822.0	699.6	367.0	96.8	81.4	77.2	77.2	152.5°	0.0
960.9	946.1	921.8	896.2	868.9	725.8	316.6	93.2	78.4	72.5	71.3	155°	0.0
1067.9	1048.3	1016.2	985.9	953.2	770.9	265.5	90.9	74.8	69.5	67.1	157.5°	0.0
1235.9	1206.8	1168.8	1129.0	1089.2	853.5	225.1	88.5	72.5	67.1	64.7	160°	0.0
1452.1	1432.5	1385.0	1332.7	1285.2	1018.0	201.9	86.7	70.7	64.1	62.4	162.5°	0.0
1727.7	1695.6	1658.2	1611.3	1554.9	1231.2	199.6	86.1	68.9	61.8	60.6	165°	0.0
2018.7	2006.2	1942.7	1913.6	1852.4	1515.1	242.9	87.3	67.7	60.0	58.2	167.5°	0.0
2350.7	2355.5	2296.1	2264.0	2213.5	1875.0	386.6	90.9	67.7	58.2	56.4	170°	0.0
2784.9	2792.6	2722.5	2684.5	2641.7	2278.2	607.6	96.8	69.5	56.4	54.6	172.5°	0.0
3140.6	3099.0	3053.9	2987.4	2933.3	2503.3	585.0	107.5	71.9	54.6	52.9	175°	0.0
3177.4	3147.7	3090.7	3018.9	2952.9	2504.5	510.8	111.1	72.5	54.0	52.3	177.5°	0.0
3172.7	3119.8	3055.1	2994.5	2929.8	2440.4	395.0	115.8	74.2	52.9	51.1	180°	0.0
2952.9	2878.7	2815.7	2732.0	2664.3	2183.8	242.9	115.2	71.9	49.3	48.1		
2435.0	2397.0	2322.2	2255.1	2184.4	1767.5	166.3	102.7	63.5	44.5	45.1		
1575.1	1531.7	1455.7	1417.7	1377.9	1130.8	129.5	83.7	54.0	39.8	41.6		
525.6	508.4	480.5	495.9	472.8	440.7	95.0	63.5	43.4	34.4	36.8		
157.4	153.8	159.2	149.7	158.6	134.2	62.4	44.5	33.3	29.7	32.7		
93.2	92.1	92.1	92.1	89.7	83.7	41.0	30.9	25.5	24.9	27.3		
57.0	55.8	56.4	55.8	57.0	51.1	27.9	21.4	19.0	18.4	22.0		
32.7	32.7	33.3	32.1	32.7	31.5	19.6	13.7	12.5	11.9	16.0		
7.7	7.7	5.9	5.3	5.9	8.3	5.3	4.2	3.6	3.0	5.3		
0.0	0.0	0.0	0.0	0.0	0.0	0.0	0.0	0.0	0.0	0.0		
0.0	0.0	0.0	0.0	0.0	0.0	0.0	0.0	0.0	0.0	0.0		
0.0	0.0	0.0	0.0	0.0	0.0	0.0	0.0	0.0	0.0	0.0		
0.0	0.0	0.0	0.0	0.0	0.0	0.0	0.0	0.0	0.0	0.0		
0.0	0.0	0.0	0.0	0.0	0.0	0.0	0.0	0.0	0.0	0.0		
0.0	0.0	0.0	0.0	0.0	0.0	0.0	0.0	0.0	0.0	0.0		
0.0	0.0	0.0	0.0	0.0	0.0	0.0	0.0	0.0	0.0	0.0		
0.0	0.0	0.0	0.0	0.0	0.0	0.0	0.0	0.0	0.0	0.0		
0.0	0.0	0.0	0.0	0.0	0.0	0.0	0.0	0.0	0.0	0.0		
0.0	0.0	0.0	0.0	0.0	0.0	0.0	0.0	0.0	0.0	0.0		
0.0	0.0	0.0	0.0	0.0	0.0	0.0	0.0	0.0	0.0	0.0		

'226793  
 ISW-AF-600-LED-E1-SL2-7050

REPORT NUMBER: P226793  
 CATALOG NUMBER: ISW-AF-60

**TION (continued):**

**CANDELA DISTRIBUTION (con**

87°	88°	89°	90°	95°	105°	115°	125°	135°	145°		155°	165°
0.0	0.0	0.0	0.0	0.0	0.0	0.0	0.0	0.0	0.0	0°	832.1	832.1
0.0	0.0	0.0	0.0	0.0	0.0	0.0	0.0	0.0	0.0	2.5°	826.1	822.0
0.0	0.0	0.0	0.0	0.0	0.0	0.0	0.0	0.0	0.0	5°	779.2	767.9
0.0	0.0	0.0	0.0	0.0	0.0	0.0	0.0	0.0	0.0	7.5°	711.5	698.4
0.0	0.0	0.0	0.0	0.0	0.0	0.0	0.0	0.0	0.0	10°	634.3	614.7
0.0	0.0	0.0	0.0	0.0	0.0	0.0	0.0	0.0	0.0	12.5°	535.7	497.1
0.0	0.0	0.0	0.0	0.0	0.0	0.0	0.0	0.0	0.0	15°	421.7	370.0
0.0	0.0	0.0	0.0	0.0	0.0	0.0	0.0	0.0	0.0	17.5°	290.4	248.8
0.0	0.0	0.0	0.0	0.0	0.0	0.0	0.0	0.0	0.0	20°	203.7	188.3
0.0	0.0	0.0	0.0	0.0	0.0	0.0	0.0	0.0	0.0	22.5°	157.4	158.0
0.0	0.0	0.0	0.0	0.0	0.0	0.0	0.0	0.0	0.0	25°	130.7	136.6
0.0	0.0	0.0	0.0	0.0	0.0	0.0	0.0	0.0	0.0	27.5°	115.2	121.2
0.0	0.0	0.0	0.0	0.0	0.0	0.0	0.0	0.0	0.0	30°	105.7	111.1
0.0	0.0	0.0	0.0	0.0	0.0	0.0	0.0	0.0	0.0	32.5°	99.2	101.6
0.0	0.0	0.0	0.0	0.0	0.0	0.0	0.0	0.0	0.0	35°	91.5	92.7
0.0	0.0	0.0	0.0	0.0	0.0	0.0	0.0	0.0	0.0	37.5°	84.9	84.9
0.0	0.0	0.0	0.0	0.0	0.0	0.0	0.0	0.0	0.0	40°	79.0	78.4
0.0	0.0	0.0	0.0	0.0	0.0	0.0	0.0	0.0	0.0	42.5°	73.6	73.1
0.0	0.0	0.0	0.0	0.0	0.0	0.0	0.0	0.0	0.0	45°	68.3	68.9
0.0	0.0	0.0	0.0	0.0	0.0	0.0	0.0	0.0	0.0	47.5°	65.3	65.9
0.0	0.0	0.0	0.0	0.0	0.0	0.0	0.0	0.0	0.0	50°	62.4	63.0
0.0	0.0	0.0	0.0	0.0	0.0	0.0	0.0	0.0	0.0	52.5°	60.0	60.0
0.0	0.0	0.0	0.0	0.0	0.0	0.0	0.0	0.0	0.0	55°	57.6	57.0
0.0	0.0	0.0	0.0	0.0	0.0	0.0	0.0	0.0	0.0	57.5°	55.8	54.6
0.0	0.0	0.0	0.0	0.0	0.0	0.0	0.0	0.0	0.0	60°	54.0	52.9
0.0	0.0	0.0	0.0	0.0	0.0	0.0	0.0	0.0	0.0	62.5°	52.9	51.1
0.0	0.0	0.0	0.0	0.0	0.0	0.0	0.0	0.0	0.0	65°	51.7	50.5
0.0	0.0	0.0	0.0	0.0	0.0	0.0	0.0	0.0	0.0	66°	51.1	49.9
0.0	0.0	0.0	0.0	0.0	0.0	0.0	0.0	0.0	0.0	67.5°	50.5	49.3
										70°	48.1	46.9
										72.5°	44.5	43.9
										75°	41.0	39.8
										77.5°	36.2	35.6
										80°	30.9	30.3
										82.5°	26.1	24.9
										85°	20.8	19.6
										87.5°	14.3	13.1
										90°	3.6	4.2
										92.5°	0.0	0.0
										95°	0.0	0.0
										97.5°	0.0	0.0
										100°	0.0	0.0
										102.5°	0.0	0.0
										105°	0.0	0.0
										107.5°	0.0	0.0



REPORT NUMBER: P226793

CATALOG NUMBER: ISW-AF-600-LED-E1-

00-LED-E1-SL2-7050

**tinued):**

175°	180°
832.1	832.1
818.4	823.8
764.4	762.6
687.7	688.3
595.1	596.3
475.1	468.0
340.3	343.3
237.0	236.4
190.1	191.2
162.7	162.7
144.9	144.9
127.7	128.3
115.8	117.0
105.1	105.7
94.4	95.0
85.5	85.5
79.6	80.2
75.4	75.4
71.3	71.3
67.7	68.9
64.1	64.7
60.6	61.2
57.0	57.0
54.0	54.0
51.7	51.1
49.9	48.7
48.1	47.5
47.5	46.9
46.9	46.3
45.7	45.1
43.9	43.4
40.4	39.2
36.8	35.6
33.9	32.1
28.5	27.3
20.8	19.6
12.5	12.5
3.0	3.0
0.0	0.0
0.0	0.0
0.0	0.0
0.0	0.0
0.0	0.0
0.0	0.0
0.0	0.0
0.0	0.0
0.0	0.0

**CANDELA DISTRIBUTION (continued):**

	155°	165°	175°
110°	0.0	0.0	0.0
112.5°	0.0	0.0	0.0
115°	0.0	0.0	0.0
117.5°	0.0	0.0	0.0
120°	0.0	0.0	0.0
122.5°	0.0	0.0	0.0
125°	0.0	0.0	0.0
127.5°	0.0	0.0	0.0
130°	0.0	0.0	0.0
132.5°	0.0	0.0	0.0
135°	0.0	0.0	0.0
137.5°	0.0	0.0	0.0
140°	0.0	0.0	0.0
142.5°	0.0	0.0	0.0
145°	0.0	0.0	0.0
147.5°	0.0	0.0	0.0
150°	0.0	0.0	0.0
152.5°	0.0	0.0	0.0
155°	0.0	0.0	0.0
157.5°	0.0	0.0	0.0
160°	0.0	0.0	0.0
162.5°	0.0	0.0	0.0
165°	0.0	0.0	0.0
167.5°	0.0	0.0	0.0
170°	0.0	0.0	0.0
172.5°	0.0	0.0	0.0
175°	0.0	0.0	0.0
177.5°	0.0	0.0	0.0
180°	0.0	0.0	0.0



-SL2-7050

180°
0.0
0.0
0.0
0.0
0.0
0.0
0.0
0.0
0.0
0.0
0.0
0.0
0.0
0.0
0.0
0.0
0.0
0.0
0.0
0.0
0.0
0.0
0.0
0.0
0.0
0.0
0.0
0.0
0.0
0.0
0.0

(END OF REPORT)